

Veleučilište Hrvatsko zagorje Krapina



Nastavnik

(provjera radova studenata / izrada razreda kako bi sami provjeravali)

Prvi korak je prijava sa AAI@EduHr računom

[Pristup softveru Turnitin](#)

<https://bit.ly/turnVHZK>

Najbrži način pregleda je Quick Submit (nastavnik pregledava radove studenata)

Nastavnik mora omogućiti tu postavku na:

User Information/Account Settings

User Information

User name
(Must be a valid email address)

Current password
(To update your password, enter your current password and your new password below. Please note that the fields are case sensitive and your password must be at least 8 characters long. Don't forget to click submit at the bottom!)

[Forgot your password?](#)

New password
Changing your password will end your current session and ask you to log in.
(Case sensitive, must be at least 8 characters)

Confirm password

Secret question
What was the name of the street you grew up on?

Question answer

Account Settings

Default user type
Instructor

Default submission type
Single file upload

Activate quick submit
Yes

Items per page
25

File download format
Let me choose each time

Show page info
Yes

Send me email updates
No

Use class homepage link
No

Link URL

Link name

Nakon toga na gumbu Quick Submit odredi s čim se uspoređuje rad i kud se sprema. Odluku o spremanju u repozitorij trebala bi donijeti uprava. Ukoliko nije potrebno spremati – nemojte spremati u niti jedan repozitorij.

Customize Your Search

To customize your search targets, select the databases you would like to include when comparing papers submitted to this assignment. Click submit to add the assignment to your class homepage.

- Search the internet**
Includes the current content of relevant internet sources, and also contains content no longer available on the live internet that we have stored in our proprietary database.
- Search student papers**
Includes papers submitted to Turnitin. This database contains millions of documents.
- Search periodicals, journals, & publications**
Includes content contained within licensed commercial databases; includes many popular periodicals, publications, and academic journals.
- Search the University Computing Centre (SRCE) Croatia**
Includes all papers submitted to the University Computing Centre (SRCE) Croatia.

Submit papers to: [?](#)

Slijedi slanje rada na provjeru

Submit: [Single File Upload](#) STEP ● ○ ○

First name

Last name

Submission title

What can I submit?

Clear file

Nakon kratkog vremena na polaznoj stranici je vidljiva analiza plagijata

Veleučilište Hrvatsko zagorje Krapina

QUICK SUBMIT | NOW VIEWING: NEW PAPERS ▾

Submit

<input type="checkbox"/>	AUTHOR	TITLE	SIMILARITY	FILE	PAPER ID	DATE
<input type="checkbox"/>	F. [redacted]	Analiza predmeta	3% ■		1450279130	18-Nov-2020
<input type="checkbox"/>	[redacted]	[redacted]	10% ■		1450204873	18-Nov-2020

Nastavnik može detaljnije provjeriti izvore te pojedine i isključiti iz provjere (Exclude Sources)

Kako bi lakše razumjeli temu ovog završnog rada potrebno je približiti „OMCO“ grupaciju, njezinu povijest te koju poslovnu djelatnost ona obavlja. Povijest tvrtke OMCO Croatia d.o.o. najuže je povezana s dugom tradicijom proizvodnje stakla na području Općine Hum na Sutli. Na web stranicama općine saznajemo kako se tvornica razvijala do danas i njezine glavne etape.

„Tvrtka je nastala i počela egzistirati kao mala radionica za popravak alata za izradu staklene ambalaže. Postepeno razvijena unutar tvornice stakla „Straža“ polako prerasta iz radionice za popravak alata u proizvodnju takvog istog alata. U tadašnjem trenutku to je bila proizvodnja isključivo za vlastite potrebe tvornice stakla „Straža“.

Godine 1990. dolazi do reorganizacije tvornice stakla „Straža“ i od tog trenutka tvrtka se osamostaljuje i počinje poslovati pod nazivom „Straža-Alatnica“. Odvajanjem od matične tvornice, vrlo nepovoljne okolnosti prouzrokovane ratom i teškom gospodarskom situacijom traže nove putove i novu orijentaciju. Jedina mogućnost bila je izvoz i proboj na europsko tržište. Ta misija nije bila lagana, ali je postupno povećan izvoz koji je u nekoliko

All Sources ×

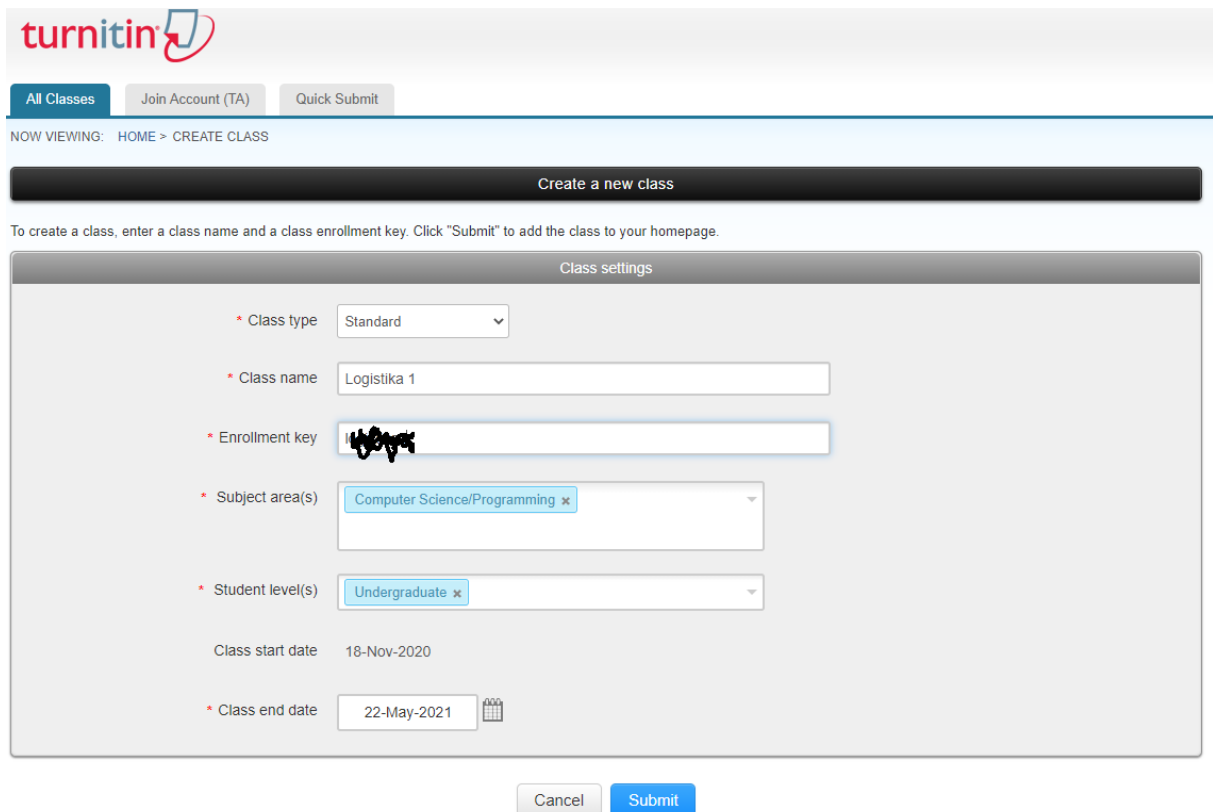
Match 1 of 2

- [www.humnasutli.hr](#) 5%
Internet Source - 2 urls
- [infousluge.eu](#) 5%
Internet Source
- [hrcak.srce.hr](#) 5%
Internet Source
- [zir.nsk.hr](#) 4%
Internet Source - 2 urls
- [repositorij.vuka.hr](#) 4%
Internet Source - 2 urls
- [www.croma.hr](#) 3%
Internet Source
- [repositorij.fsb.unizg.hr](#) 3%
Internet Source - 2 urls
- [repositorij.unizg.hr](#) 3%
Internet Source - 2 urls
- [100.fsb.hr](#) 3%
Internet Source
- [repositorij.fsb.hr](#) 3%
Internet Source - 2 urls

Exclude Sources

Razredi

Ako želite da studenti mogu sami predavati radove, morate izraditi novi razred (Class).



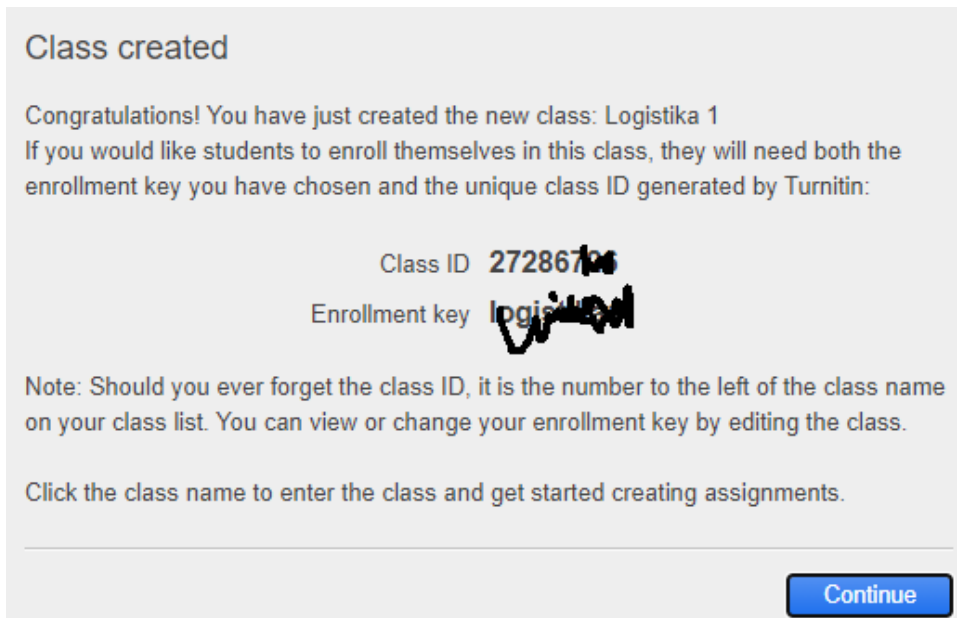
The screenshot shows the Turnitin interface for creating a new class. At the top, there is a navigation bar with 'All Classes', 'Join Account (TA)', and 'Quick Submit' buttons. Below this, a breadcrumb trail reads 'NOW VIEWING: HOME > CREATE CLASS'. A dark banner contains the text 'Create a new class'. A message states: 'To create a class, enter a class name and a class enrollment key. Click "Submit" to add the class to your homepage.' The main form, titled 'Class settings', includes the following fields:

- * Class type: Standard (dropdown)
- * Class name: Logistika 1 (text input)
- * Enrollment key: [Redacted]
- * Subject area(s): Computer Science/Programming x (dropdown)
- * Student level(s): Undergraduate x (dropdown)
- Class start date: 18-Nov-2020
- * Class end date: 22-May-2021 (calendar icon)

At the bottom of the form are 'Cancel' and 'Submit' buttons.

Spremiti (submit)

Zapamtiti podatke sa slijedećeg zaslona! Te podatke morate saopćiti studentima.



The screenshot shows the 'Class created' confirmation screen. It features the following content:

- Class created**
- Congratulations! You have just created the new class: Logistika 1
- If you would like students to enroll themselves in this class, they will need both the enrollment key you have chosen and the unique class ID generated by Turnitin:
- Class ID: 272867106
- Enrollment key: [Redacted]
- Note: Should you ever forget the class ID, it is the number to the left of the class name on your class list. You can view or change your enrollment key by editing the class.
- Click the class name to enter the class and get started creating assignments.
- A 'Continue' button at the bottom right.

Nastavnik dodaje zadatak (Add Assignment)

turnitin

Assignments Students Libraries Calendar Discussion Preferences

NOW VIEWING: HOME > LOGISTIKA 1

About this page

This is your class homepage. Click the "Add assignment" button to add an assignment to your class homepage. Click an assignment's "View" button to view the assignment inbox and any submissions that have been made to the assignment. You can make submissions by clicking on the "Submit" option in the assignment's "More actions" menu.

Logistika 1 [+ Add Assignment](#)

CLASS HOMEPAGE | [QUICKMARK BREAKDOWN](#)

START	DUE	POST	STATUS	ACTIONS
Before you or your students can submit a paper, you first need to create an assignment.				

Podesite postavke: rok predaje, mogu li predavati nakon roka, mogu li vidjeti rezultate (preporuka je da mogu)

Razmislite i o tome da dozvolite da se rad predaje više puta (ako je prvi puta bio veliki postotak podudaranja – da student može ispraviti). Inicijalna postavka je samo jedna predaja, te odmah generiranje izvješća.

Generate Similarity Reports for student submission ?

immediately (can overwrite reports until due date) ▾

Optional settings – dodatne postavke

promjeniti postavku *Allow submissions after the due date* u YES

promjeniti postavku *Allow students to see report* u YES

postavku *Generate originality reports for students submission* promjeniti u YES


za postavku *Submit papers to* odabrati *no repository* te nakon toga odabrati naredbu *Submit*

Student nakon toga može predavati zadaće (ako mu je omogućeno da vidi postotak plagiranja – može i korigirati uradak)

Class i Assignment mogu biti npr. Završni rad. Pazite da stavite dovoljno dugi rok do kad traje Class

STUDENTI

Prijavite sa AAI@EduHr računom na <https://bit.ly/turnVHZK>



Create Turnitin User

User Agreement

Turnitin End-User License Agreement

*Users who are not in the European Union refer to [Section A only](#).

**Users in the European Union refer to [Section B](#).

Protecting your personal data and privacy is our top priority. We are fully committed to transparency, accountability and using technology responsibly, no matter what changes emerge from our rapidly evolving digital world. We implement appropriate technical and organizational measures to protect your personal data.


***Section A (For Users who are not in the European Union)**

Turnitin and its services (the "Site" or the "Services") are operated and maintained by Turnitin, LLC ("Turnitin"), and provided to you, the user ("You" or "User" or "End-User"), conditionally upon Your acceptance of the terms, conditions, and notices contained herein without modification (the "User Agreement"). Depending on the Turnitin solution utilized, references to 'You', 'student', or 'End-User' shall include any person submitting papers through the Service, however they are defined.

Please read our user agreement above. Check this box and "Agree" to continue creating your user profile.

Agree Cancel

Potvrdite podatke



Create Turnitin User

User Information

First Name

Last Name

Phone

Save Cancel

Upišite podatke za prijavu u Class (razred) koje Vam je dao nastavnik

Class settings

* Class name

* Enrollment key

Svaki slijedeći kolegij dodajete nakon prijave klikom na gumb Add Class

Nakon predaje rada možete vidjeti stupanj podudaranja.

assignment. To view the paper you have submitted, click the "View" button. Once the assignment's post date has passed, you will also be able to view the feedback left on your paper by clicking the "View" button.

Assignment Inbox: Logistika 1							
Assignment Title	Info	Dates		Similarity	Actions		
IT u poslovanju		Start	18-Nov-2020 7:04PM	10%	Resubmit	View	
		Due	08-Jan-2021 11:59PM				
		Post	08-Jan-2021 11:59PM				

Ako je nastavnik omogućio, rad možete popraviti i predati ponovno (Resubmit)

Najvažnije je da provjerite podudarnosti i popravite rad ukoliko ih je previše.

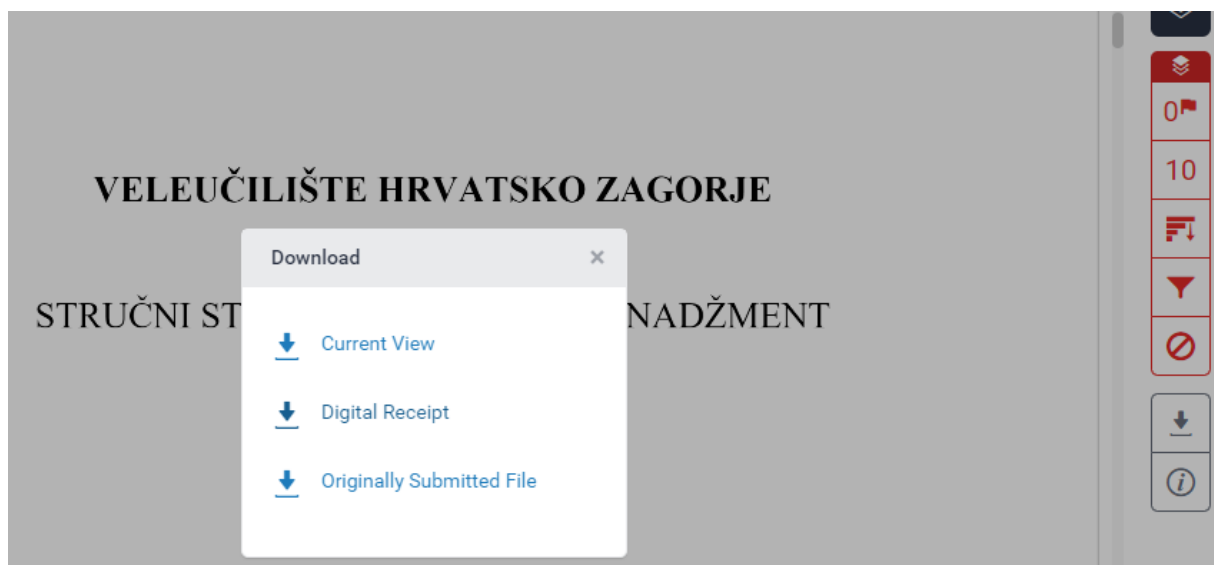
Kako bi lakše razumjeli temu ovog završnog rada potrebno je približiti „OMCO“ grupaciju, njezinu povijest te koju poslovnu djelatnost ona obavlja. Povijest tvrtke OMCO Croatia d.o.o. najuže je povezana s dugom tradicijom proizvodnje stakla na području Općine Hum na Sutli. Na web stranicama općine saznajemo kako se tvornica razvijala do danas i njezine glavne etape.

„Tvrtka je nastala i počela egzistirati kao mala radionica za popravak alata za izradu staklene ambalaže. Postepeno razvijena unutar tvornice stakla „Straža“ polako prerasta iz radionice za popravak alata u proizvodnju takvog istog alata. U tadašnjem trenutku to je bila proizvodnja isključivo za vlastite potrebe tvornice stakla „Straža“.

Godine 1990. dolazi do reorganizacije tvornice stakla „Straža“ i od tog trenutka tvrtka se osamostaljuje i počinje poslovati pod nazivom „Straža-Alatnica“. Odvajanjem od matične tvornice, vrlo nepovoljne okolnosti prouzrokovane ratom i teškom gospodarskom situacijom traže nove putove i novu orijentaciju. Jedina mogućnost bila je izvoz i proboj na europsko tržište. Ta misija nije bila lagana, ali je postupno povećan izvoz koji je u nekoliko

All Sources	
Match 1 of 2	
www.humnasutli.hr Internet Source - 2 uris	5%
infousluge.eu Internet Source	5%
hrcak.srce.hr Internet Source	5%
zir.nsk.hr Internet Source - 2 uris	4%
repozitorij.vuka.hr Internet Source - 2 uris	4%
www.croma.hr Internet Source	3%
repozitorij.fsb.unizg.hr Internet Source - 2 uris	3%
repozitorij.unizg.hr Internet Source - 2 uris	3%
100.fsb.hr Internet Source	3%
repozitorij.fsb.hr Internet Source - 2 uris	3%

Izveštaj o podudarnosti zajedno s originalnim dokumentom možete preuzeti tako da kliknete na Current View. Posljednja stranica imat će sumirane podatke. **Samo tu stranicu pošaljite nastavniku.**



ORIGINALITY REPORT

10%

SIMILARITY INDEX

10%

INTERNET SOURCES

0%

PUBLICATIONS

2%

STUDENT PAPERS

PRIMARY SOURCES

1

www.humnasutli.hr

Internet Source

5%

2

zir.nsk.hr

Internet Source

3%

3

repozitorij.vuka.hr

Internet Source

1%
